

Child's Play Touring Theatre

REALLY GOOD AND FUNNY SHOW

Study Guide for Teachers

Local sponsors have scheduled Child's Play Touring Theatre to perform for your students and we thought that you might like to know more about Child's Play. To help you make this a fun and motivational experience, we have provided materials to assist you and your students.

What is Child's Play Touring Theatre?

Child's Play Touring Theatre is a professional traveling theater for young audiences that performs stories and poems written by children, transforming young writers' manuscripts into plays, songs, and dances. Every year, the company performs the works of hundreds of young poets, essayists, playwrights and short story writers from classrooms just like yours.

Child's Play combines the imagination of children and the craftsmanship of professional theatre artists. Using characters, narration and dialogue created by young authors, the actors of Child's Play Touring Theatre add songs, mime, music, sound effects, props and costumes to fashion a complete show. A lively pace, energetic performances, and lots of audience participation keep the children involved throughout the performance.

A Child's Play performance can spark the writing program in your classroom, as well as open doors to discussion, writing, and drama activities. As children watch our actors performing literature written by other children they become very excited about their own possibilities as writers. They say, "I can do that, too!"

What can I do to prepare for the show...

- The best way for you to prepare your students for a Child's Play performance is to let your students know that this is a show written by kids - kids just like them!
- Talk about the vocabulary of the theatre. Discuss the roles of the actors, a musical director, the set, a script, etc.
- Ask how many students have seen a play. Have them share their experiences.
- Let the children know that they should feel free to clap if they like the actors or something that happens on the stage. Let them know that Child's Play is not like other theatres; they will be asked to sing along, make movements, or even come up on stage to help the actors.

After the performance...

Following you will find a few suggestions for follow-up activities in your classroom.

The Opera Zone by Ashton, 4th Grade

Mike Zinzer is about to enter every kid's worst nightmare. . . he's about to enter . . . THE OPERA ZONE! Even offers of a new guitar can't get him in the car. But when his mother promises him ice-cream, Mike just melts.

Discussion for Younger Students

- Do your parents ever make you go somewhere you don't want to go? Like furniture shopping? Make a list of your least favorite places to go. Share your ideas with the class. Why don't you like these places?
- What would your parents have to give you to get you to those places? Would ice-cream be enough for you, too? Do you think your parents would be willing to give that to you? Why or why not?

Discussion for Older Students

- What would make the opera a better place for kids like you? Get together in groups and brainstorm some ideas. Then act out your ideas of a good opera for the class. Don't forget to use your imaginations! Remember - this is an opera YOU would enjoy!

THE TALLEST TOWER by Margaretta Tobias, 3rd Grade

Once upon a time there was a beautiful Queen who was very, very good and an evil king who was very, very bad. The Queen had a daughter that was more beautiful than she was. The king was not happy, he wanted a son. The evil King locks away the Queen and Princess daughter in a very high tower. One day a very handsome squire rides by. He sees the beautiful Princess and her mother locked away in the tower. The squire challenges the King to a sword fight. Does the handsome squire win? Will the Princess and Queen be saved?

Discussion Topics for Younger Students

- **The Tower** is a fairy tale. A **fairy tale** is a story about fairies, giants, kings & queens, magic deeds etc. Have students create their own fairy tale and tell it to the class. Or act out a well known fairy tale like Cinderella, or Sleeping Beauty with classmates.
- **Costumes and props** are necessary when putting on a play. If you are going to act out a fairy tale (see above), then you will need to create your own costumes & props. Take materials from your classroom or house like cardboard, markers, crayons, watercolors, colored pencils, glitter, balloons, scarves, pieces of fabric, your mother's or father's items of clothing that they do not need and make crowns, swords, robes, and gowns for the characters.

Discussion for Older Students

- A **Hero** is defined as "any person admired for his great strength or courage." The squire can be considered a **Hero**. Do you have a hero? Write an essay or story about the person that you consider a hero.
- **Sword fighting** is one form of stage combat. There are many styles of stage combat...hand fighting, fencing, tumbling. Research the time period of **The Tower** and find out what style of combat was popular. Choreograph a stage fight using balloon swords. (Ask a grown -up or teacher for assistance.)

CRITIQUES AND REVIEWS

Encourage your students to become theatre critics. They can write their reviews of our show on the review sheets provided. It can be done as an assignment or just for fun. Think about publishing opposing viewpoints in a school newsletter. And of course, we are always thrilled to receive constructive criticism from our toughest audience! Send stories, drawings, letters, and reviews to:

CHILD'S PLAY TOURING THEATRE
2518 W. ARMITAGE
CHICAGO, IL 60647
WWW.CPTT.ORG


For more information contact Child's Play at (773) 235-8911

Study Guides are subject to change without prior notice.


Copyright 1998 Child's Play Touring Theatre

Write a Review


Today we went to a show by Child's Play Touring Theatre. Fill in the blanks to tell all about the show. Draw pictures in the boxes to show what you saw and did.




Today we went to a _____



One thing I saw was _____



We also saw _____



My favorite person was _____



The part I didn't like was _____



My favorite part was _____

Written and drawn by _____

